

# KODAK C-41 and RA-4 Photochemicals: Batch Code and Expiry Dating Format Explanation

There are currently four different photochemical batch code formats in use for C-41 & RA-4 products. This document explains these formats in detail and how to use them for stock rotation.

In all cases these batch codes provide manufacturing date information as well as including other digits that allow Kodak to fully trace product through the manufacturing process.

Additionally, some (but not all) products also have an expiry date printed along with the batch code.

**Note: An expiry date will always be preceded by the words "EXP" or "EXP. DATE:" A date printed on the product, which is not preceded in this way is the manufacturing date.**

Batch codes and expiry dates are printed on the outer cases and on the bottle.

Below are descriptions and images of the current formats in use.

## Format A: Case and Bottle


EXP. DATE: YYYY-MM  
YY WW X1 2345

**Exp Date: 2012-10**  
2012 = Year; 10 = month

**Full Batch Code: 10 43 A7 0705**  
10 = year = 2010  
43 = week of manufacture (3rd week in October)  
A7 0705 = Manufacturing internal identification and sequencing number (this will change within one production batch)

## Format B: Case

YYYY/MM/DD 1234X EXP YYYY-MM




**Full Batch Code: 2012/06/29 0742C**  
2012 = year; 06 = month; 29 = day  
0742C = Manufacturing internal identification and sequencing number (this will change within one production batch)

**Exp Date: 2014-06**  
2014 = Year; 06 = month

## Format B: Bottle Label

EXP YYYY-MM  
YYYY/MM/DD AB

Example: Note expiry date is in the same format as the case but batch code is shorter.




**Batch Code: 2012/06/29 EB**  
2012 = year; 06 = month; 29 = day  
EB = Manufacturing internal identification (this may change within one production batch)

# KODAK C-41 and RA-4 Photochemicals: Batch Code and Expiry Dating Format Explanation

## Variation on Format B: Bottle

Example:




**Full Batch Code: 2012/07/07 1339Z**  
2012 = year; 07 = month; 07 = day  
1339Z = Manufacturing internal identification and sequencing number (this will change within one production batch)  
Expiry Date = 2012/07 + 24 months = 2014/07

## Format C: Case and Bottle

YY MM xyz (YYMMxyz)

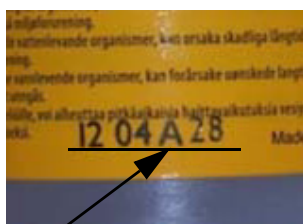
Example:

Case



**Batch Code: 1301743**  
13 = year = 2013  
01 = month = January  
743 = Manufacturing internal code

Bottle

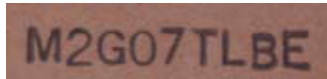


**Batch Code: 12 04 A28**  
12 = year = 2012  
04 = month = April  
A28 = Manufacturing internal code

For stock rotation or "First in First out" it is best to use the manufacturing date at the start of every batch code. It is given on the all cases and bottles

## Format D: Case and Bottle

Example:



**Batch Code M2G07TLBE**  
M: indicates manufactured item  
2: represents year of manufacture = 2=2012; 3=2013; 4=2014 etc.  
G: indicates month of manufacture = July (A = January; B = February; C = March; D = April; E = May; F = June; G = July; H = August; J = September; K = October; L = November; M = December)  
07: represents the number of batches made that month  
TLB: represents internal QC code  
E: If product stacked on Euro Pallet (otherwise blank)

## MORE INFORMATION

Kodak has many publications to assist you with information on Kodak products, equipment, and materials.

Additional information is available on the Kodak website.

For the latest version of technical support publications for KODAK PROFESSIONAL Products, visit Kodak on-line at:

[www.kodak.com/go/protechpubs](http://www.kodak.com/go/protechpubs)

If you have questions about KODAK PROFESSIONAL Products, call Kodak.

In the U.S.A.:

1-800-242-2424, Ext. 19, Monday-Friday  
9 a.m.-7 p.m. (Eastern time)

In Canada:

1-800-465-6325, Monday-Friday  
8 a.m.-5 p.m. (Eastern time)